

# Turner Prize 2021

Cooking Sections

Black Obsidian Sound System

Gentle/Radical

Project Art Works

Closing Date



APRIL

# Make a banner for Coventry

## Making guide

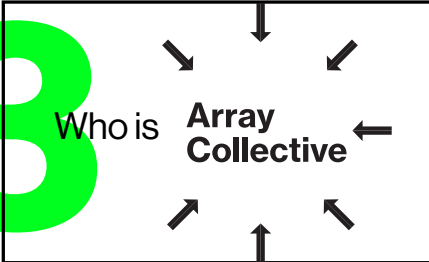
# In this guide

# Introduction

**1** What is the **Turner Prize**?

**2** Why is it special that the **Turner Prize** came to Coventry?

**3** Who is **Array Collective**?



# Making

What are you being asked to make?

**1**

How to make a banner

**2**

How to finish your banner and where to take it

**3**

What happens next?

**4**

# What is the Turner Prize?

---


**The Turner Prize is a British visual art competition and it is awarded annually**

It is named after the English painter J. M. W. Turner and started in 1984

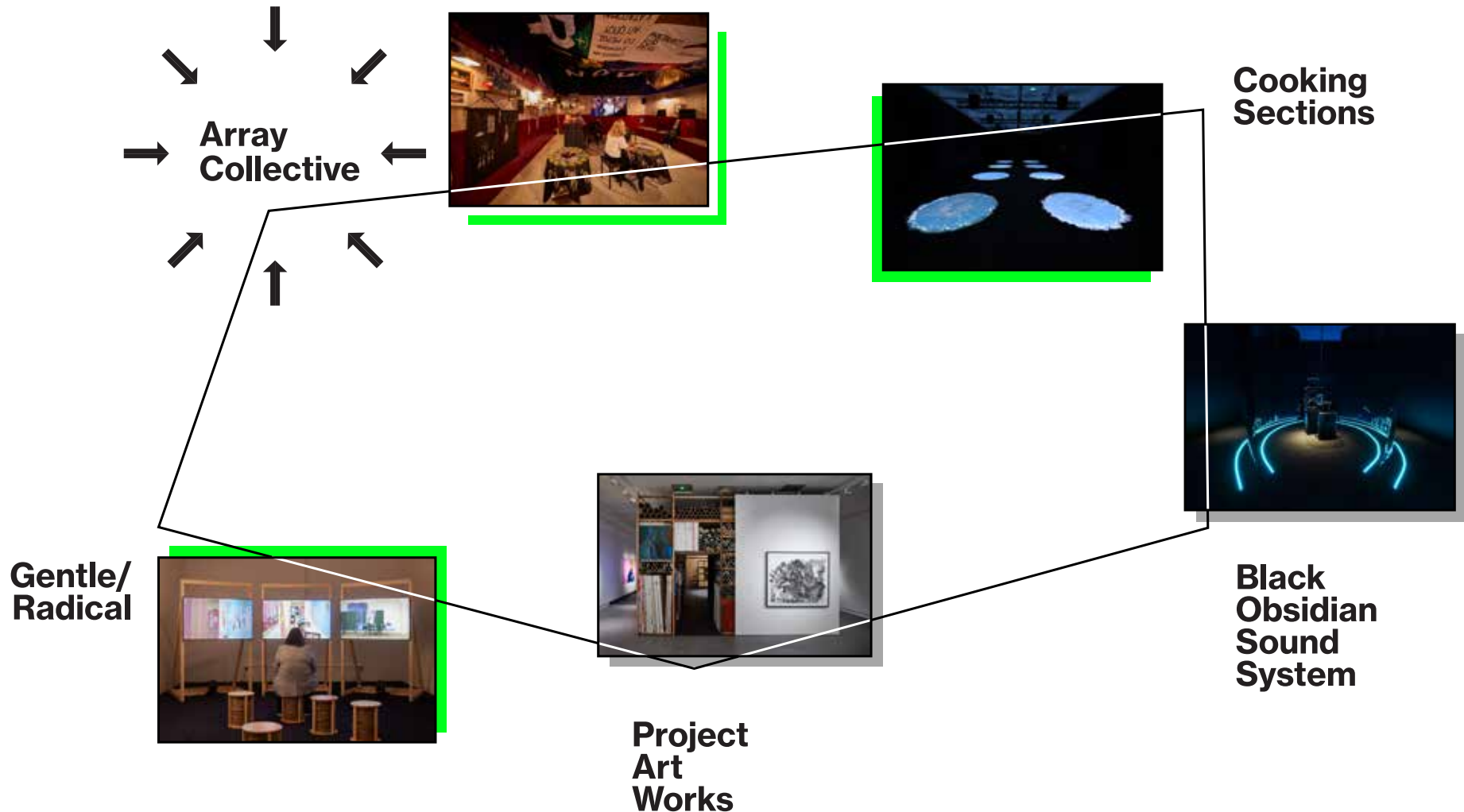
The winner must be born, living or working in Britain

Every other year the competition is shown in a place outside of London

There is an independent panel of judges



# The shortlisted Art Collectives for 2021



# Why is this exhibition important

---


**This exhibition is of 5 artist groups who work collectively and with communities**

They are all actively using art as a tool for social transformation

All collectives are imagining new, more equal, more hopeful futures

This exhibition is an invitation for you, through art, to change how you think and feel about our world – to discover action to transform it.

View the online exhibition by visiting [www.culturespace.com](http://www.culturespace.com)



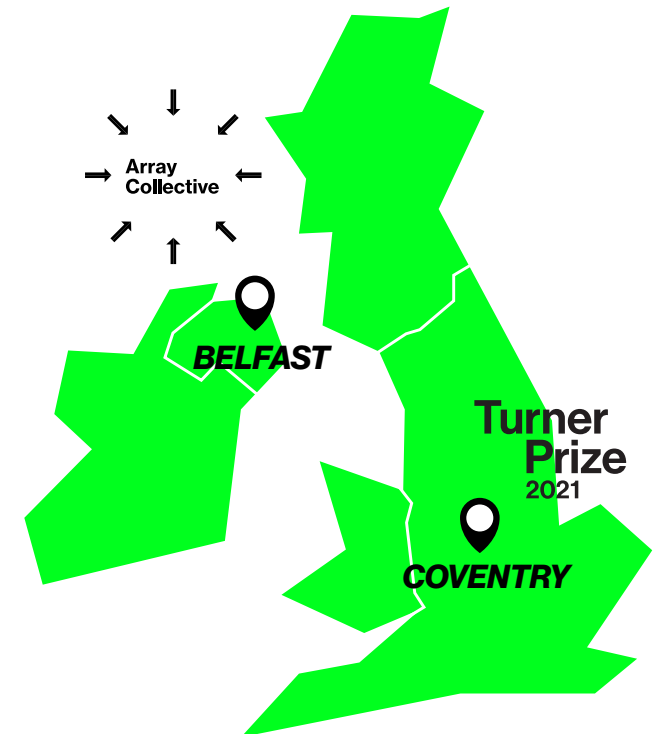
# Array Collective

# The Winners



Formed in 1994 by a group of early career artists to make a difference to the world of visual art in Belfast

Today Array Collective are a group of 11 artists



# Array Collective

# The Winners



Banner making underpins many of Array Collective's art responses



# Examples of Array Collectives banners

**Array Collective's banners have a message.**

Common materials use:

Safety pins

Glue

Felt tip pens

Paint

Stitch

Old clothing

Many fabric backgrounds

Keys, toys, scraps And always FUN



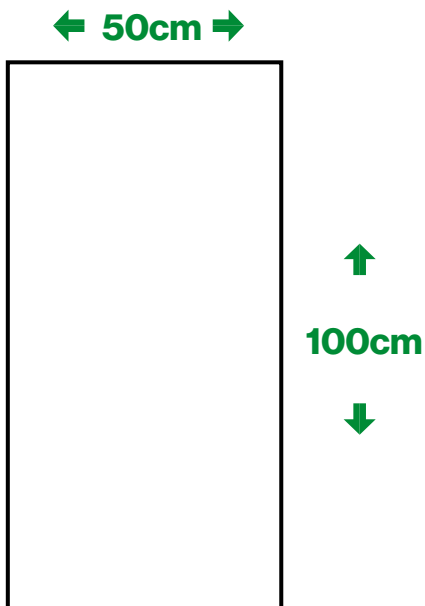


# Examples of Array Collectives banners

---

Your banner will be inspired by Array Collective using their portrait direction rectangular fabric background as your base (50x100cm). The fabric has been donated by Artichoke Trust and was specially woven for the 2018 'Processions' project. If you are an individual and need fabric please contact: [a.haran@culturecoventry.com](mailto:a.haran@culturecoventry.com)

On your banner create a message or design to share with Coventry; something that you are passionate about. Use any materials to make your design with as long as it is safe, well secured and inoffensive.




## Materials you could use:

**Safety pins** **Glue** **Felt tip pens** **Paint**  
**Needle and thread** **Old clothing** **Keys** **toys**  
**broken jewellery** **buttons** **sequins**  
**Things that you have found** **Repurposed items**  
**Memorabilia**

# How to make your banner



When making take as long as you need and have regular breaks to keep it...



1

Find a space which is large enough to complete your design in, and where you feel relaxed and comfortable. Sketch out your design ideas before deciding how your banner should look.



2

Gather any materials and equipment. Remember they can be as flamboyant and fabulous as you want.



3

Flatten your fabric (dimensions of 50x100cm) and sketch out your design on it lightly, using pencil.

4

Get making **Be creative**  
**Be safe** Express yourself  
Try something new



Make sure everything on your banner is secure, will not drop off, and is safe.

**Allow to dry.**

5

# How to finish your banner

**Your banner needs to be returned to the Herbert Art Gallery & Museum at the latest by the 15th April 2022**

We want to know a little more about your creative process and your found experiences making your banner:

**We also require the following information, which can be sent via email or post:**

What title would you give your banner?

What materials have you used? What inspired you?

Anything else you wish to share with us about your banner and your experience of making it.

We would also appreciate you sharing the first 4 digits of your postcode with us. Please note, this will not be shared publicly, and is used to help us gather information about the areas of Coventry (and beyond) that we have reached with this project. Email it [a.haran@culturecoventry.com](mailto:a.haran@culturecoventry.com) or post to the address here.

If you are making the banner as part of a group, ask your group leader for details of how and when they are collecting them.



**If you are dropping off a banner, please leave it with the gallery's front desk or post it**  
**The address is:**

Herbert Art Gallery & Museum  
Jordan Well  
Coventry  
CV15QP

024 7623 7521

**Closing Date**



**15 APRIL**

If you need to arrange collection, contact Amanda Haran, Community Engagement Officer: [a.haran@culturecoventry.com](mailto:a.haran@culturecoventry.com)

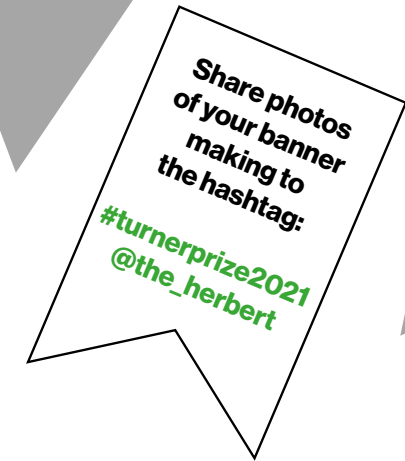
# What happens next



Your banner will be sewn together with all the other submitted pieces to make one giant banner, the: 'Coventry Banner'

The Coventry Banner will be hung in the covered court of the Herbert Art Gallery & Museum

Bring your family and friends to the museum to view the Coventry Banner. Entry to the museum is free.



**Herbert Art Gallery & Museum**  
**Jordan Well**  
**Coventry**  
**CV15QP**  
**024 7623 7521**

*All rights reserved No part of this publication may be reproduced, stored in a retrieval system, or transmitted in any form by mechanical, photocopying, recording or otherwise without the written permission of the Herbert Art Gallery & Museum*  
*Special thanks Anna Farley Grangers Connect and Create Hereward College King Edward VI College*